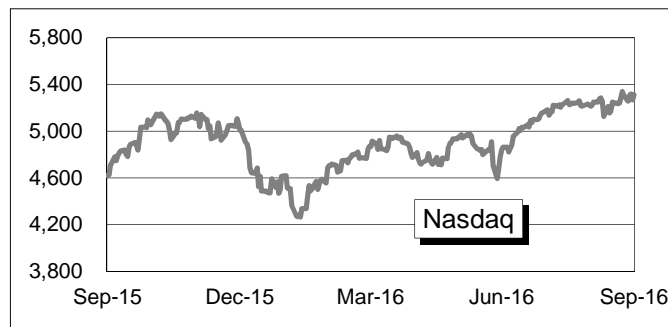
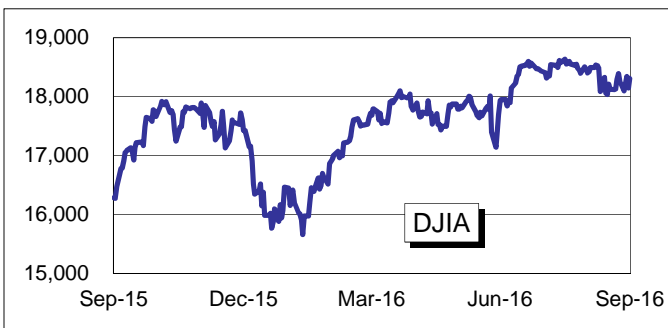
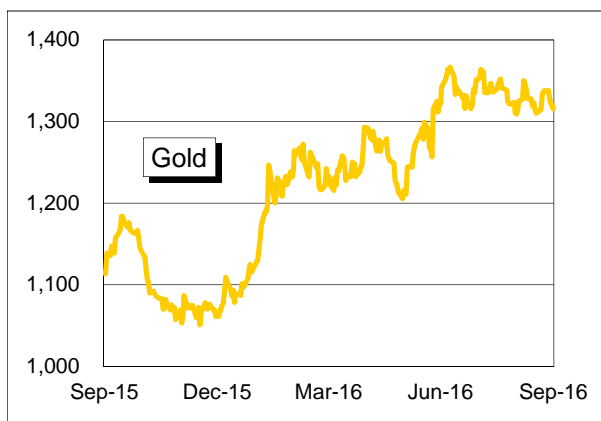
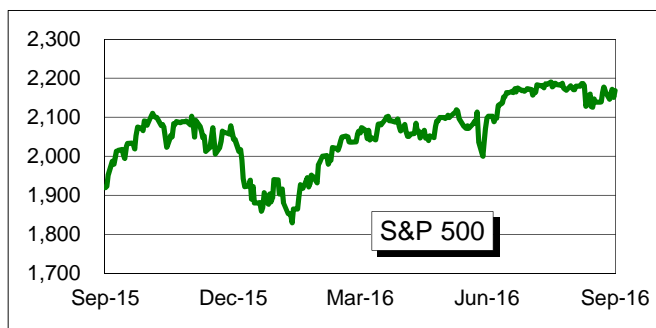
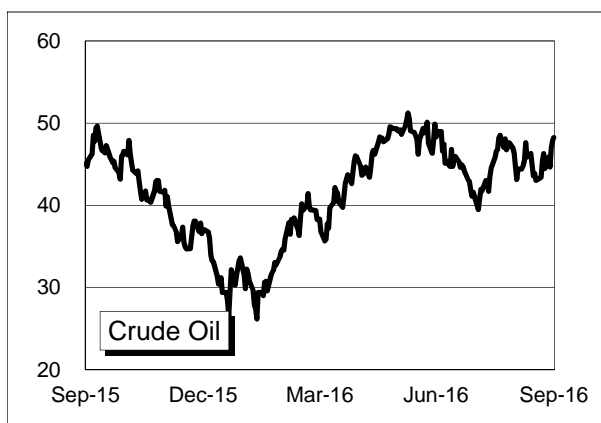




Market Wrap September 30, 2016 Equity Markets

For more information, please contact
james.bell@garrisonfinancial.com
 or call 1 (877) 442-0042.

	S&P 500	DJIA	Nasdaq
September 30, 2016	2,168.27	18,308.15	5,312.00
One Week Change	0.17%	0.26%	0.12%
One Month Change	(0.12%)	(0.50%)	1.89%
Quarter to Date Change	3.31%	2.11%	9.69%
Year to Date Change	6.08%	5.07%	6.08%
Trailing 12 Month Change	12.93%	12.43%	14.97%



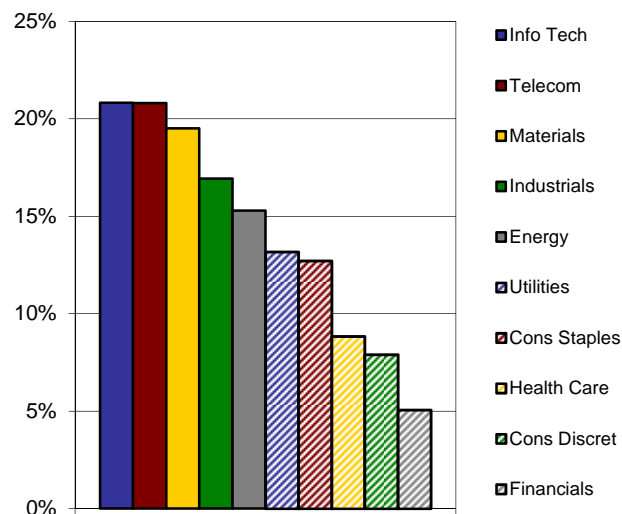
Market Wrap is a publication of Garrison Financial, an SEC registered investment advisory firm. Market Wrap is designed to deliver timely and relevant financial market information and insight to financial planners, investment advisers, and private investors. This publication is not a recommendation to buy or sell securities. Sources include Bloomberg and Garrison Financial research. The information presented is believed to be reliable but accuracy can not be guaranteed. For more information, please visit www.GarrisonFinancial.com or call 1 (888) 442-7637. Copyright 2016, Garrison Financial.



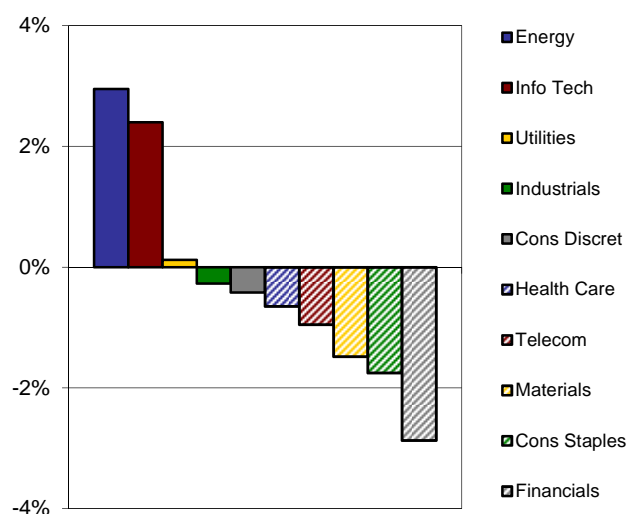
Market Wrap September 30, 2016 Equity Sectors

For more information, please contact
james.bell@garrisonfinancial.com
or call 1 (877) 442-0042.

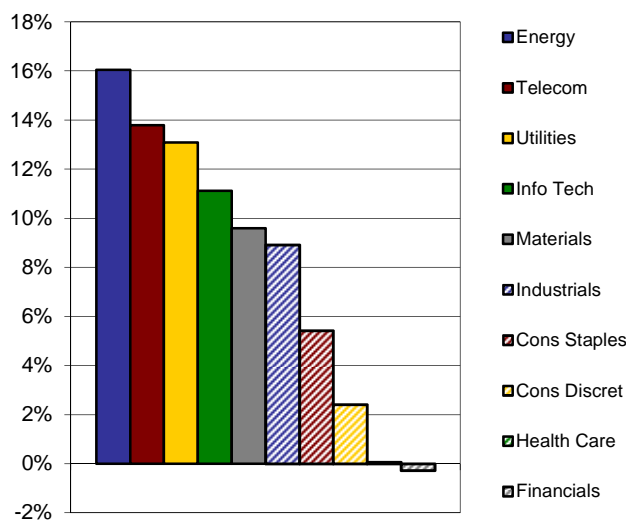
S&P 500 Sectors - Trailing 12 Months



S&P 500 Sectors - One Month



S&P 500 Sectors - Year to Date



**S&P 500 Best and Worst Performers
Month Ending September 30, 2016**

1.	Apache Corp	Oil & Gas-E&P	28.5%
2.	Western Digital	Computer Storage	25.3%
3.	Spectra Energ	Oil & Gas-Pipeline	20.0%
4.	Anadarko Petrole	Oil & Gas-E&P	18.5%
5.	Seagate Technolo	Computer Storage	14.3%
1.	Tractor Supply	Retail-Agri	(19.8%)
2.	Mosaic Co/The	Agri Chemicals	(18.7%)
3.	Cognizant Tech-A	IT Services	(16.9%)
4.	Leggett & Platt	Furnishings	(13.2%)
5.	Wells Fargo & Co	Banks	(12.8%)

Market Wrap is a publication of Garrison Financial, an SEC registered investment advisory firm. Market Wrap is designed to deliver timely and relevant financial market information and insight to financial planners, investment advisers, and private investors. This publication is not a recommendation to buy or sell securities. Sources include Bloomberg and Garrison Financial research. The information presented is believed to be reliable but accuracy can not be guaranteed. For more information, please visit www.GarrisonFinancial.com or call 1 (888) 442-7637. Copyright 2016, Garrison Financial.

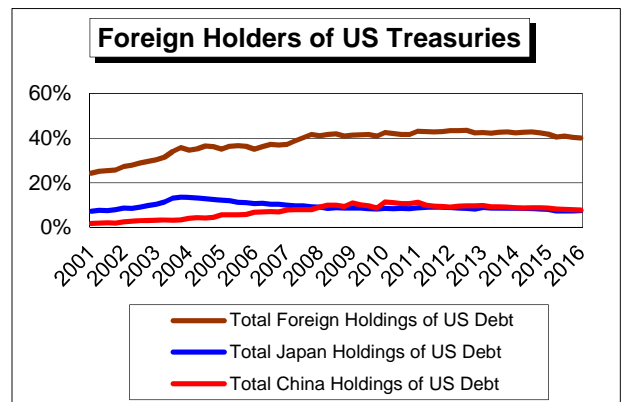
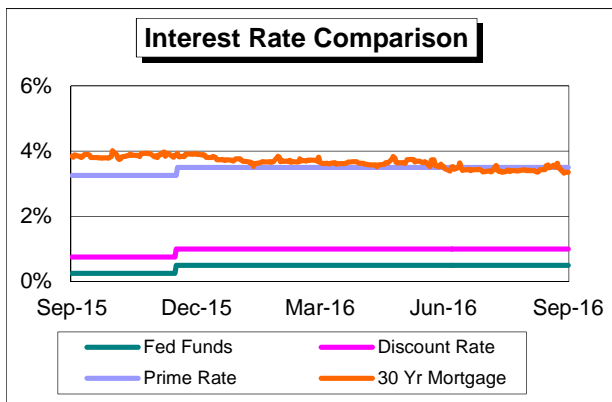
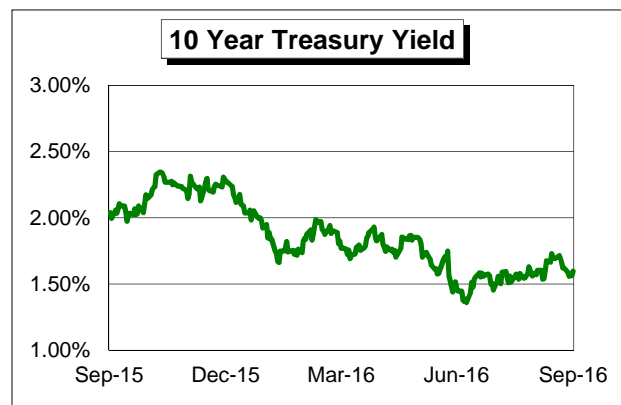
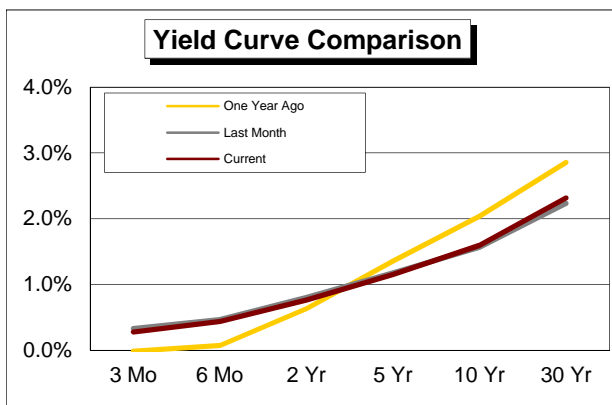


Market Wrap September 30, 2016

For more information, please contact
[glenn.atkins@
garrisonfinancial.com](mailto:glenn.atkins@garrisonfinancial.com)
or call 1 (877) 442-0042.

Fixed Income Markets

U.S. Treasury Bonds	3 Mo	6 Mo	2 Yr	5 Yr	10 Yr	30 Yr
September 30, 2016	0.28%	0.43%	0.76%	1.15%	1.60%	2.32%
One Week Change (bps)	11	4	1	(1)	(2)	(3)
One Month Change (bps)	(5)	(3)	(4)	(3)	3	9
Year to Date Change (bps)	(1)	(1)	(1)	(61)	(68)	(70)
Trailing 12 Month Change (bps)	28	34	11	(23)	(46)	(54)



Market Wrap is a publication of Garrison Financial, an SEC registered investment advisory firm. Market Wrap is designed to deliver timely and relevant financial market information and insight to financial planners, investment advisers, and private investors. This publication is not a recommendation to buy or sell securities. Sources include Bloomberg and Garrison Financial research. The information presented is believed to be reliable but accuracy can not be guaranteed. For more information, please visit www.GarrisonFinancial.com or call 1 (877) 442-0042. Copyright 2016, Garrison Financial.