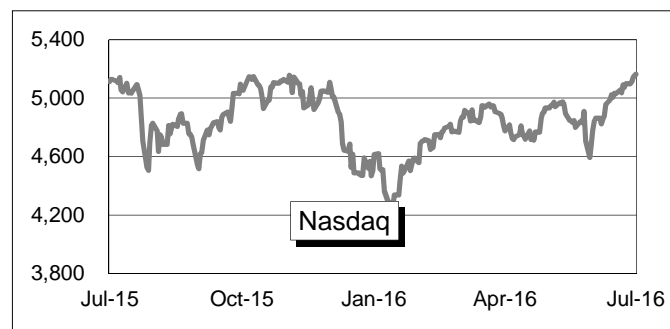
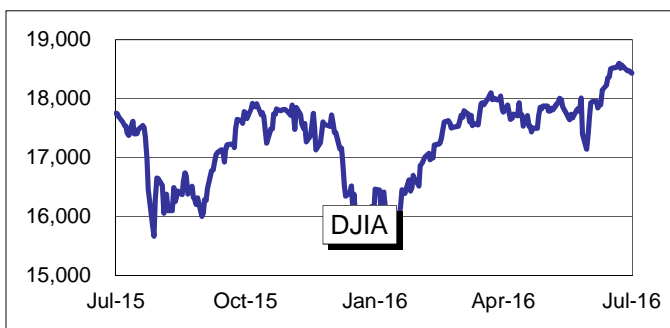
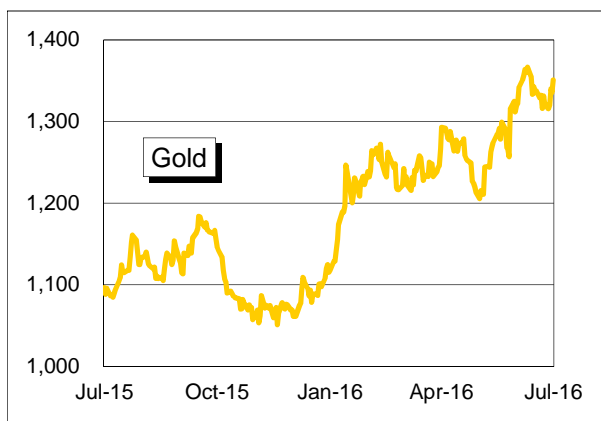
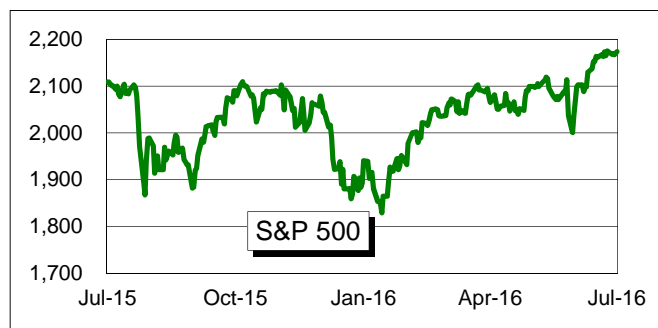
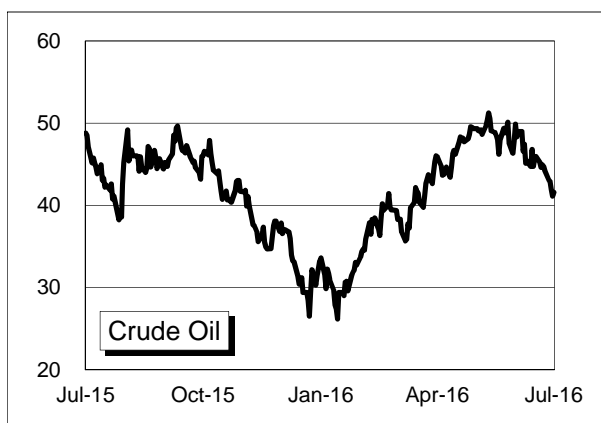




Market Wrap
July 29, 2016
Equity Markets

For more information, please contact
james.bell@garrisonfinancial.com
or call 1 (877) 442-0042.

	S&P 500	DJIA	Nasdaq
July 29, 2016	2,173.60	18,432.24	5,162.13
One Week Change	(0.07%)	(0.75%)	1.22%
One Month Change	3.56%	2.80%	6.60%
Quarter to Date Change	3.56%	2.80%	6.60%
Year to Date Change	6.34%	5.78%	3.09%
Trailing 12 Month Change	3.32%	4.20%	0.66%



Market Wrap is a publication of Garrison Financial, an SEC registered investment advisory firm. Market Wrap is designed to deliver timely and relevant financial market information and insight to financial planners, investment advisers, and private investors. This publication is not a recommendation to buy or sell securities. Sources include Bloomberg and Garrison Financial research. The information presented is believed to be reliable but accuracy can not be guaranteed. For more information, please visit www.GarrisonFinancial.com or call 1 (888) 442-7637. Copyright 2016, Garrison Financial.



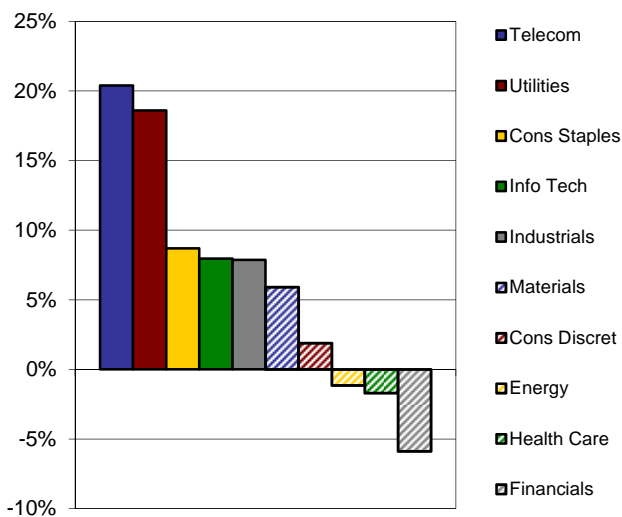
Market Wrap

July 29, 2016

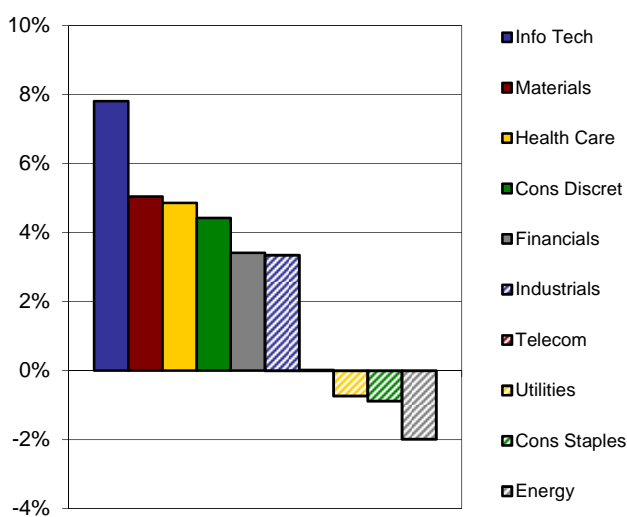
Equity Sectors

For more information, please contact
james.bell@garrisonfinancial.com
garrisonfinancial.com
 or call 1 (877) 442-0042.

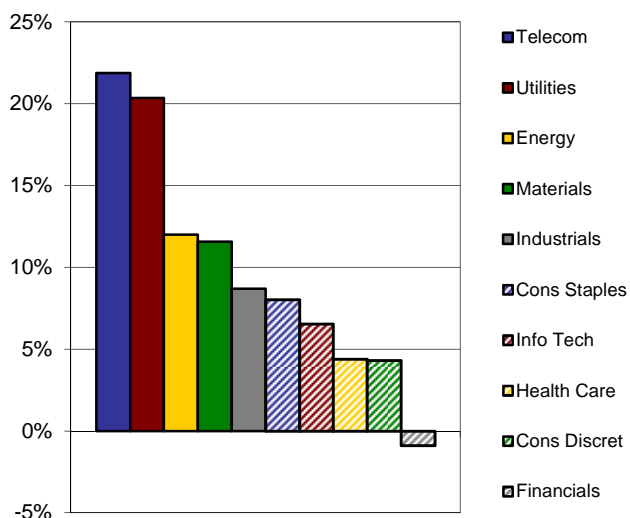
S&P 500 Sectors - Trailing 12 Months



S&P 500 Sectors - One Month



S&P 500 Sectors - Year to Date



S&P 500 Best and Worst Performers
 Month Ending July 31, 2016

1.	Ebay Inc	Internet Services	33.1%
2.	Seagate Technolo	Tech Hardware	31.5%
3.	Linear Tech Corp	Semiconductors	28.9%
4.	Garmin Ltd	Consumer Elec	28.1%
5.	Chesapeake Energ	Oil & Gas E&P	26.6%
1.	Murphy Oil Corp	Oil & Gas E&P	(13.6%)
2.	Stericycle Inc	Environment Serv	(13.3%)
3.	Hess Corp	Oil & Gas E&P	(10.7%)
4.	Hartford Finl Sv	Insurance-Multi	(10.2%)
5.	Akamai Technolog	Internet Services	(9.7%)

Market Wrap is a publication of Garrison Financial, an SEC registered investment advisory firm. Market Wrap is designed to deliver timely and relevant financial market information and insight to financial planners, investment advisers, and private investors. This publication is not a recommendation to buy or sell securities. Sources include Bloomberg and Garrison Financial research. The information presented is believed to be reliable but accuracy can not be guaranteed. For more information, please visit www.GarrisonFinancial.com or call 1 (888) 442-7637. Copyright 2016, Garrison Financial.

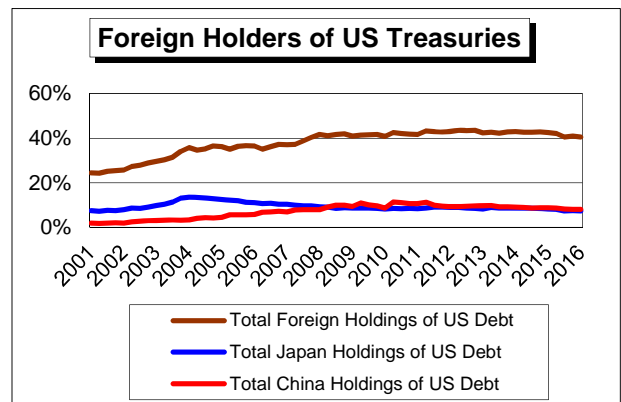
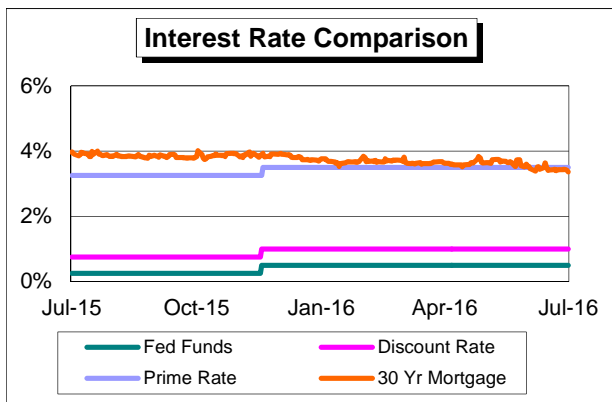
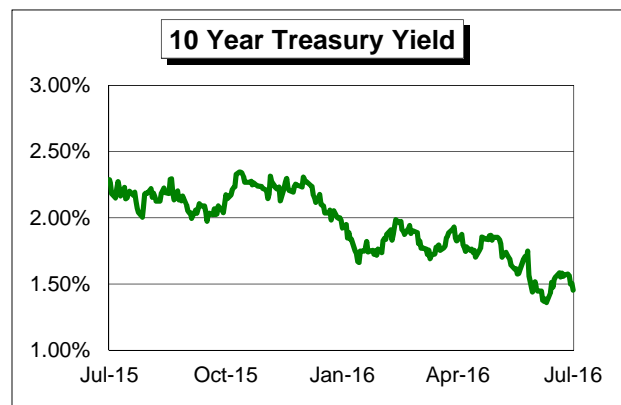
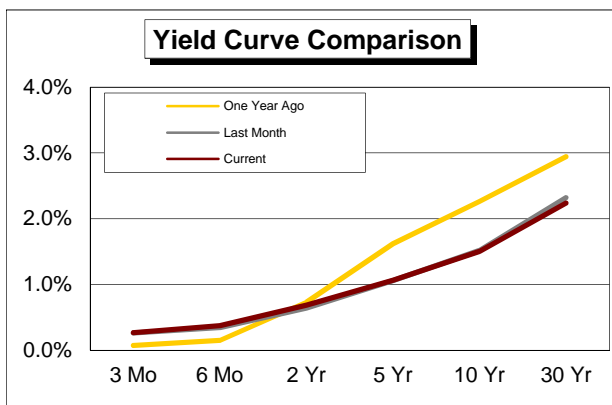


Market Wrap
July 29, 2016

For more information, please contact
glenn.atkins@garrisonfinancial.com
or call 1 (877) 442-0042.

Fixed Income Markets

U.S. Treasury Bonds	3 Mo	6 Mo	2 Yr	5 Yr	10 Yr	30 Yr
July 29, 2016	0.27%	0.37%	0.69%	1.07%	1.50%	2.24%
One Week Change (bps)	(4)	(4)	(5)	(7)	(7)	(5)
One Month Change (bps)	1	3	5	1	(1)	(8)
Year to Date Change (bps)	(1)	(1)	(1)	(70)	(77)	(78)
Trailing 12 Month Change (bps)	22	23	(2)	(55)	(78)	(76)



Market Wrap is a publication of Garrison Financial, an SEC registered investment advisory firm. Market Wrap is designed to deliver timely and relevant financial market information and insight to financial planners, investment advisers, and private investors. This publication is not a recommendation to buy or sell securities. Sources include Bloomberg and Garrison Financial research. The information presented is believed to be reliable but accuracy can not be guaranteed. For more information, please visit www.GarrisonFinancial.com or call 1 (877) 442-0042. Copyright 2016, Garrison Financial.