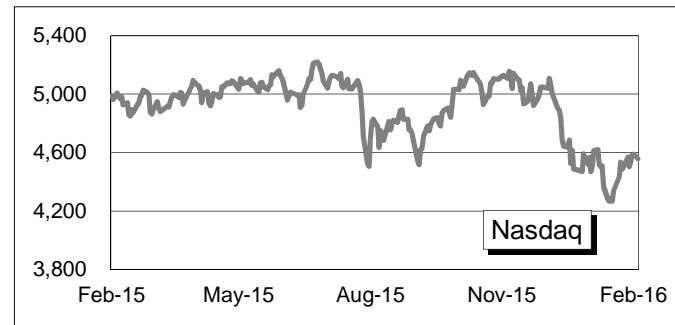
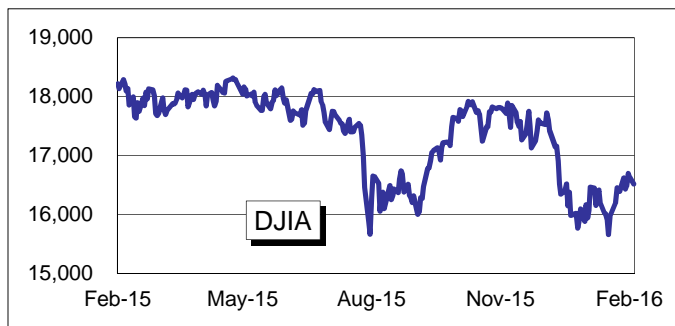
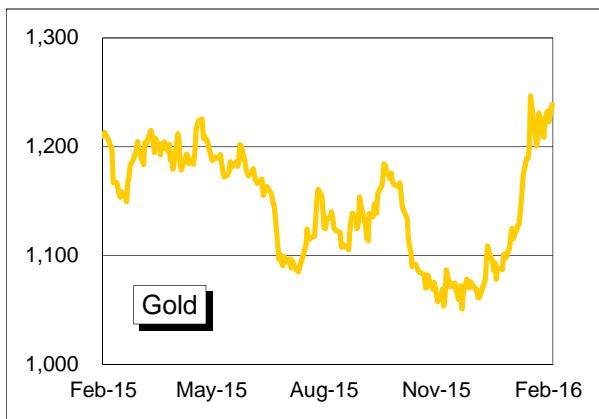
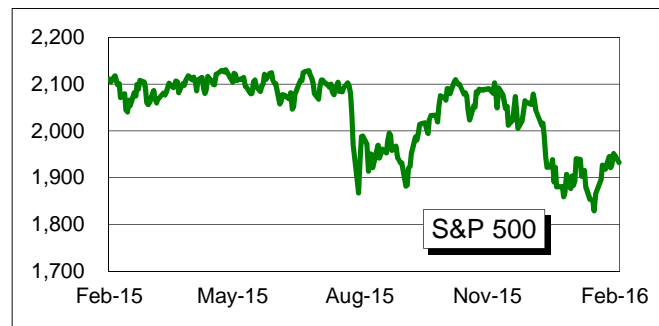
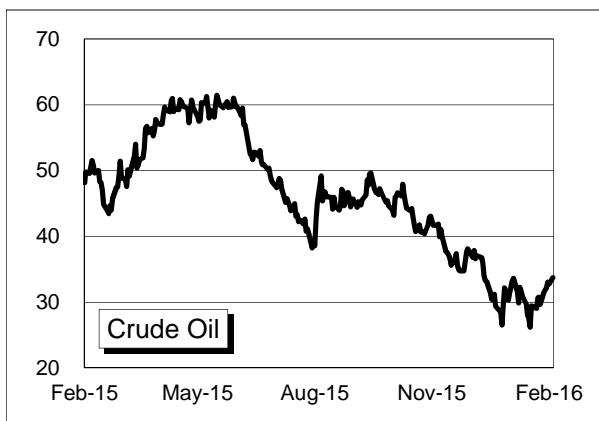




Market Wrap
February 29, 2016
Equity Markets

For more information, please contact
james.bell@garrisonfinancial.com
or call 1 (877) 442-0042.

	S&P 500	DJIA	Nasdaq
February 29, 2016	1,932.23	16,516.50	4,557.95
One Week Change	(0.68%)	(0.63%)	(0.28%)
One Month Change	(0.41%)	0.30%	(1.21%)
Quarter to Date Change	(5.47%)	(5.21%)	(8.98%)
Year to Date Change	(5.47%)	(5.21%)	(8.98%)
Trailing 12 Month Change	(8.19%)	(8.91%)	(8.17%)



Market Wrap is a publication of Garrison Financial, an SEC registered investment advisory firm. Market Wrap is designed to deliver timely and relevant financial market information and insight to financial planners, investment advisers, and private investors. This publication is not a recommendation to buy or sell securities. Sources include Bloomberg and Garrison Financial research. The information presented is believed to be reliable but accuracy can not be guaranteed. For more information, please visit www.GarrisonFinancial.com or call 1 (888) 442-7637. Copyright 2016, Garrison Financial.

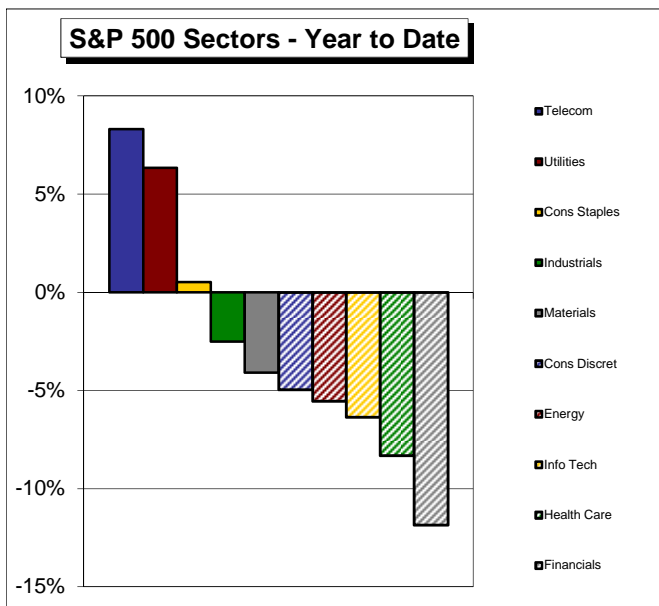
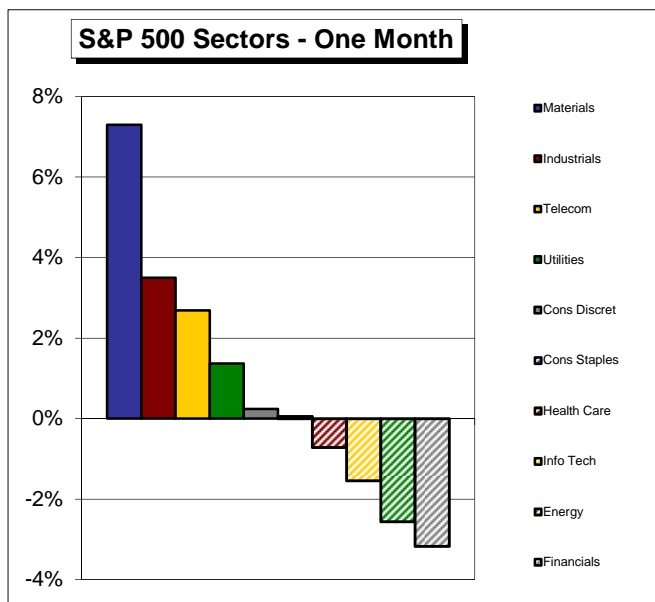
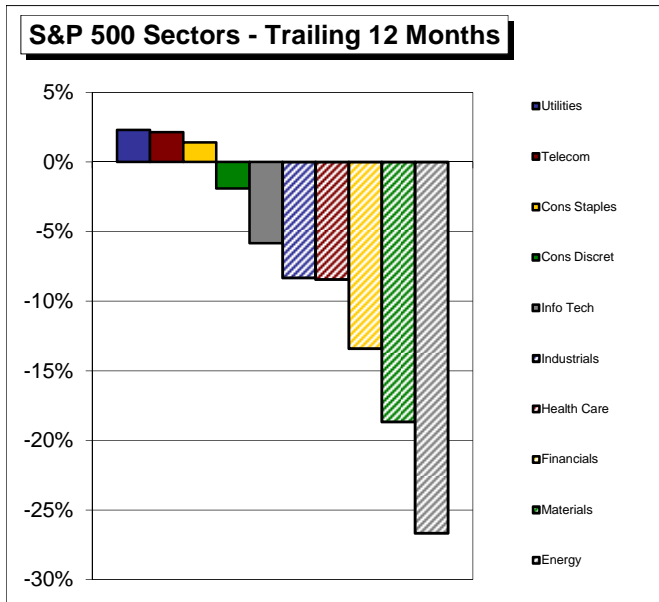


Market Wrap

February 29, 2016

Equity Sectors

For more information, please contact
james.bell@garrisonfinancial.com
garrisonfinancial.com
 or call 1 (877) 442-0042.



S&P 500 Best and Worst Performers Month Ending February 29, 2016			
1.	Freeport-McMoRan	Metals & Mining	65.9%
2.	Michael Kors Hol	Apparel	42.0%
3.	ADT Corp/The	Security Services	36.5%
4.	Newmont Mining	Metals & Mining	29.4%
5.	Alcoa Inc	Metals & Mining	22.5%
1.	Southwestern Engy	Oil & Gas-E&P	(35.0%)
2.	Devon Energy Co	Oil & Gas-E&P	(29.5%)
3.	Endo Internation	Pharma & Biotech	(24.6%)
4.	Chesapeake Energ	Oil & Gas-E&P	(23.0%)
5.	Range Resources	Oil & Gas-E&P	(19.7%)

Market Wrap is a publication of Garrison Financial, an SEC registered investment advisory firm. Market Wrap is designed to deliver timely and relevant financial market information and insight to financial planners, investment advisers, and private investors. This publication is not a recommendation to buy or sell securities. Sources include Bloomberg and Garrison Financial research. The information presented is believed to be reliable but accuracy can not be guaranteed. For more information, please visit www.GarrisonFinancial.com or call 1 (888) 442-7637. Copyright 2016, Garrison Financial.

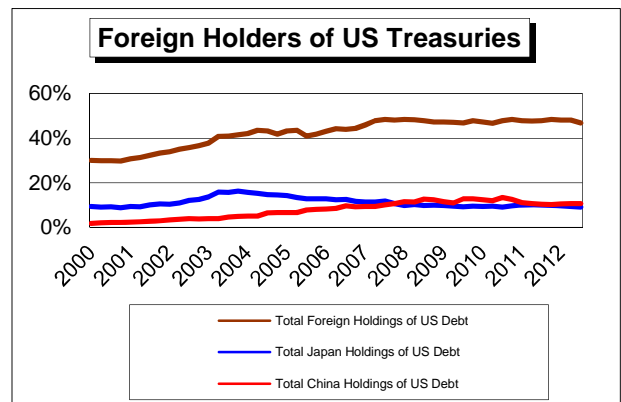
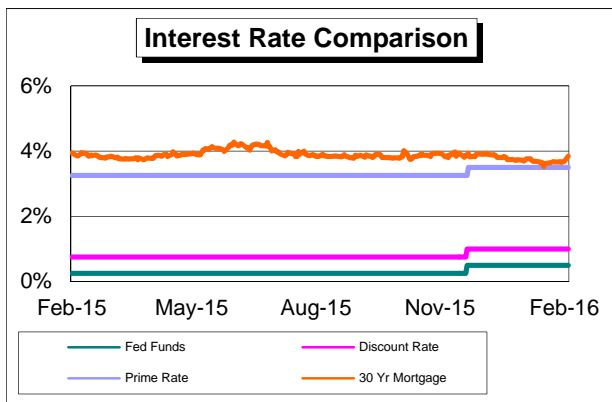
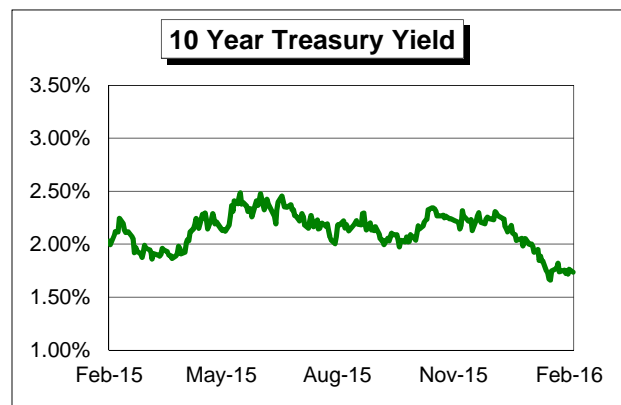
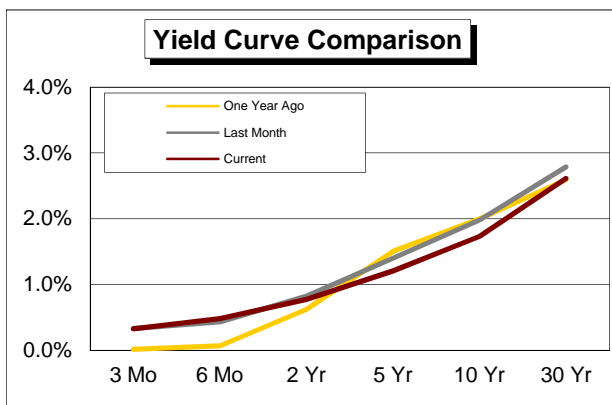


Market Wrap
February 29, 2016

For more information, please contact
glenn.atkins@garrisonfinancial.com
garrisonfinancial.com
 or call 1 (877) 442-0042.

Fixed Income Markets

U.S. Treasury Bonds	3 Mo	6 Mo	2 Yr	5 Yr	10 Yr	30 Yr
February 29, 2016	0.32%	0.48%	0.77%	1.21%	1.73%	2.61%
One Week Change (bps)	0	2	4	1	1	3
One Month Change (bps)	(0)	5	(5)	(19)	(25)	(18)
Year to Date Change (bps)	(1)	(1)	(1)	(55)	(54)	(41)
Trailing 12 Month Change (bps)	31	41	12	(33)	(30)	(2)



Market Wrap is a publication of Garrison Financial, an SEC registered investment advisory firm. Market Wrap is designed to deliver timely and relevant financial market information and insight to financial planners, investment advisers, and private investors. This publication is not a recommendation to buy or sell securities. Sources include Bloomberg and Garrison Financial research. The information presented is believed to be reliable but accuracy can not be guaranteed. For more information, please visit www.GarrisonFinancial.com or call 1 (877) 442-0042. Copyright 2016, Garrison Financial.