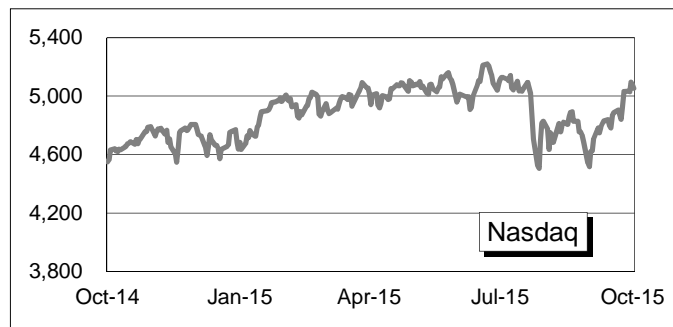
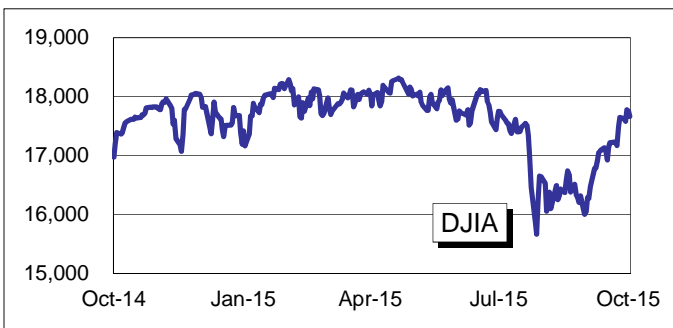
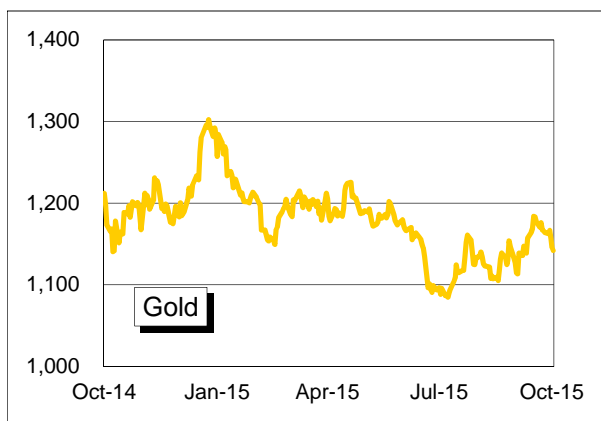
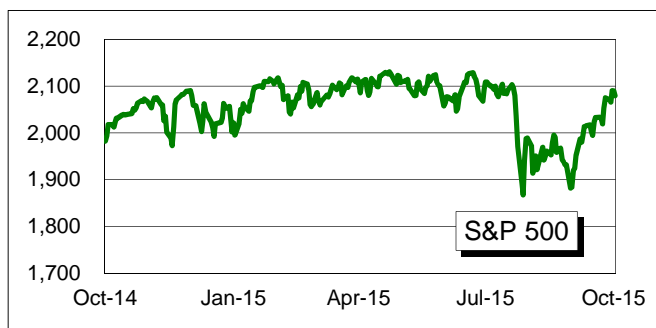
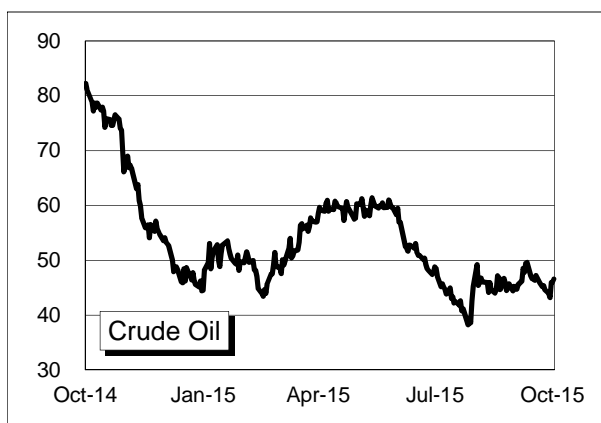




Market Wrap
October 30, 2015
Equity Markets

For more information, please contact
[james.bell@
garrisonfinancial.com](mailto:james.bell@garrisonfinancial.com)
or call 1 (877) 442-0042.

	S&P 500	DJIA	Nasdaq
October 30, 2015	2,079.36	17,663.54	5,053.75
One Week Change	0.20%	0.10%	0.43%
One Month Change	8.30%	8.47%	9.38%
Quarter to Date Change	8.30%	8.47%	9.38%
Year to Date Change	0.99%	(0.90%)	6.71%
Trailing 12 Month Change	3.04%	1.57%	9.13%



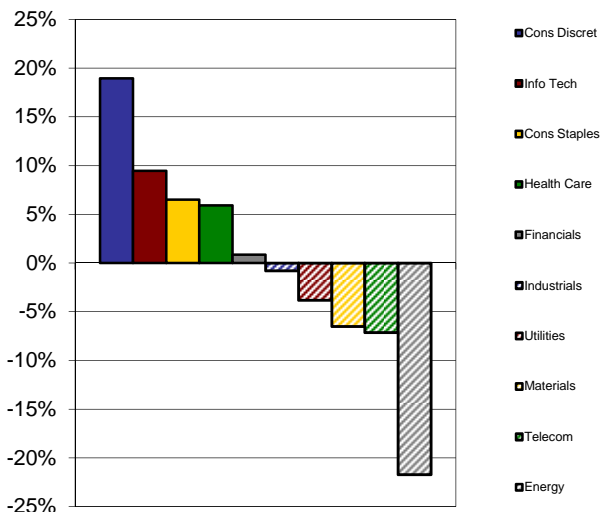
Market Wrap is a publication of Garrison Financial, an SEC registered investment advisory firm. Market Wrap is designed to deliver timely and relevant financial market information and insight to financial planners, investment advisers, and private investors. This publication is not a recommendation to buy or sell securities. Sources include Bloomberg and Garrison Financial research. The information presented is believed to be reliable but accuracy can not be guaranteed. For more information, please visit www.GarrisonFinancial.com or call 1 (888) 442-7637. Copyright 2015, Garrison Financial.



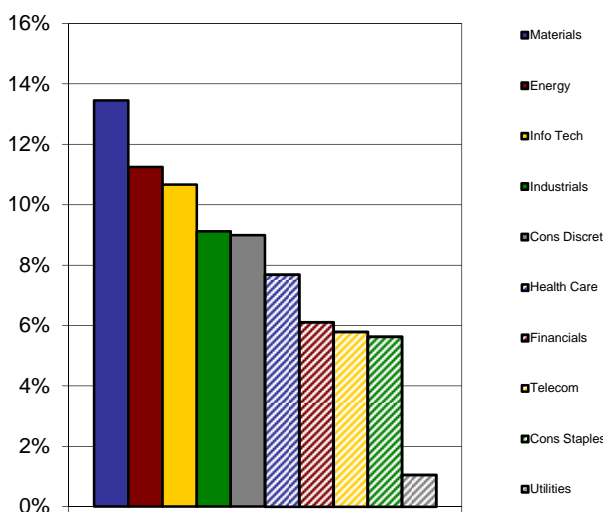
Market Wrap October 30, 2015 Equity Sectors

For more information, please contact
james.bell@garrisonfinancial.com
or call 1 (877) 442-0042.

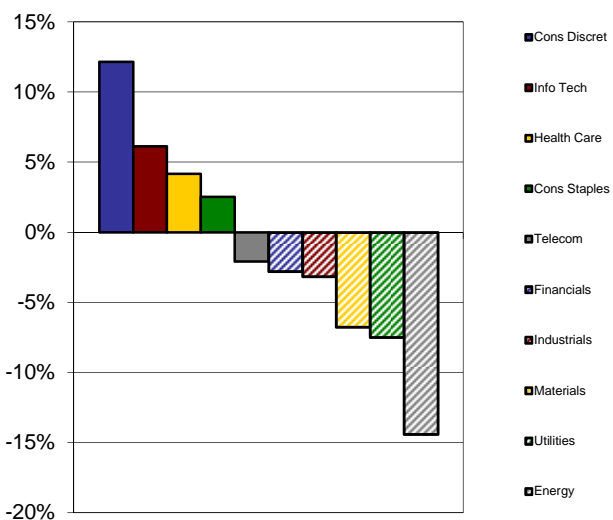
S&P 500 Sectors - Trailing 12 Months



S&P 500 Sectors - One Month



S&P 500 Sectors - Year to Date



**S&P 500 Best and Worst Performers
Month Ending October 31, 2015**

1.	Sandisk Corp	Computer Storage	41.7%
2.	KLA-Tencor	Semicond Equip	34.2%
3.	First Solar Inc	Solar Equip	33.5%
4.	TripAdvisor Inc	E-Commerce	32.9%
5.	Wynn Resorts	Casinos	31.7%
1.	Consol Energy	Coal	(32.0%)
2.	Quanta Services	Infra Construction	(16.9%)
3.	Western Digital	Computer Storage	(15.9%)
4.	Seagate Tech	Computer Storage	(15.0%)
5.	Tenet Healthcare	Hospitals	(15.0%)

Market Wrap is a publication of Garrison Financial, an SEC registered investment advisory firm. Market Wrap is designed to deliver timely and relevant financial market information and insight to financial planners, investment advisers, and private investors. This publication is not a recommendation to buy or sell securities. Sources include Bloomberg and Garrison Financial research. The information presented is believed to be reliable but accuracy can not be guaranteed. For more information, please visit www.GarrisonFinancial.com or call 1 (888) 442-7637. Copyright 2015, Garrison Financial.

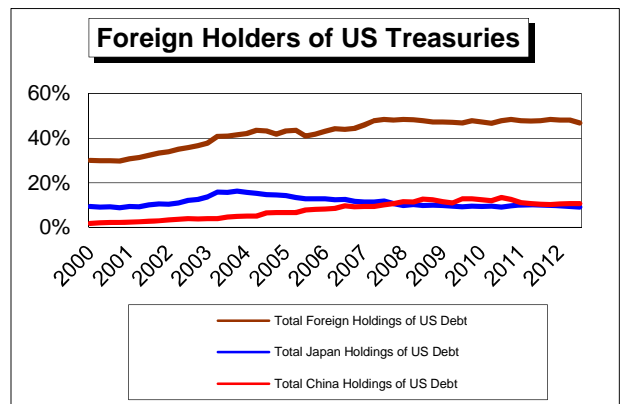
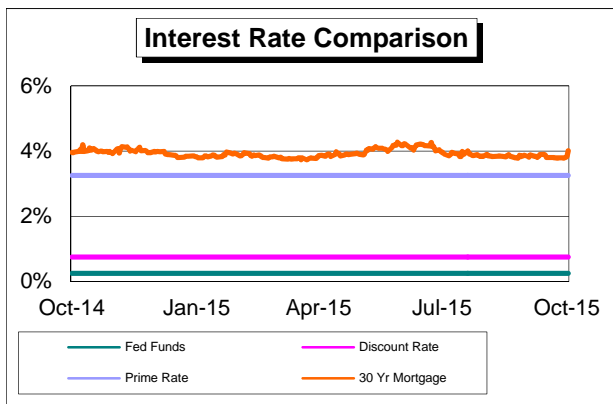
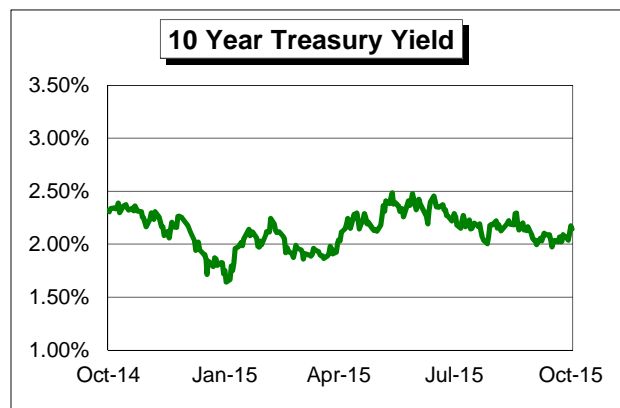
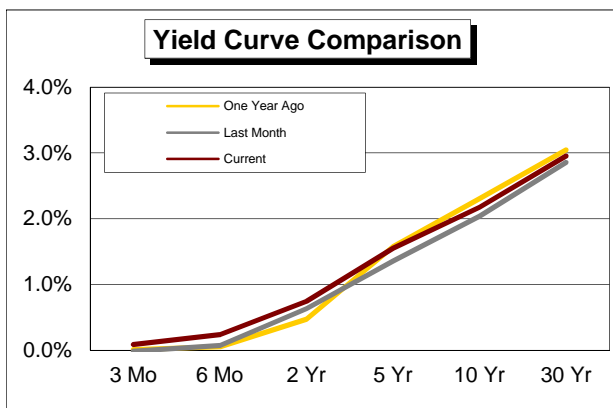


Market Wrap October 30, 2015

For more information, please contact
glenn.atkins@garrisonfinancial.com
garrisonfinancial.com
 or call 1 (877) 442-0042.

Fixed Income Markets

U.S. Treasury Bonds	3 Mo	6 Mo	2 Yr	5 Yr	10 Yr	30 Yr
October 30, 2015	0.08%	0.24%	0.74%	1.55%	2.17%	2.95%
One Week Change (bps)	7	9	10	15	12	8
One Month Change (bps)	10	17	11	19	13	10
Year to Date Change (bps)	(1)	(1)	(1)	(11)	0	20
Trailing 12 Month Change (bps)	7	17	26	(4)	(15)	(10)



Market Wrap is a publication of Garrison Financial, an SEC registered investment advisory firm. Market Wrap is designed to deliver timely and relevant financial market information and insight to financial planners, investment advisers, and private investors. This publication is not a recommendation to buy or sell securities. Sources include Bloomberg and Garrison Financial research. The information presented is believed to be reliable but accuracy can not be guaranteed. For more information, please visit www.GarrisonFinancial.com or call 1 (877) 442-0042. Copyright 2015, Garrison Financial.